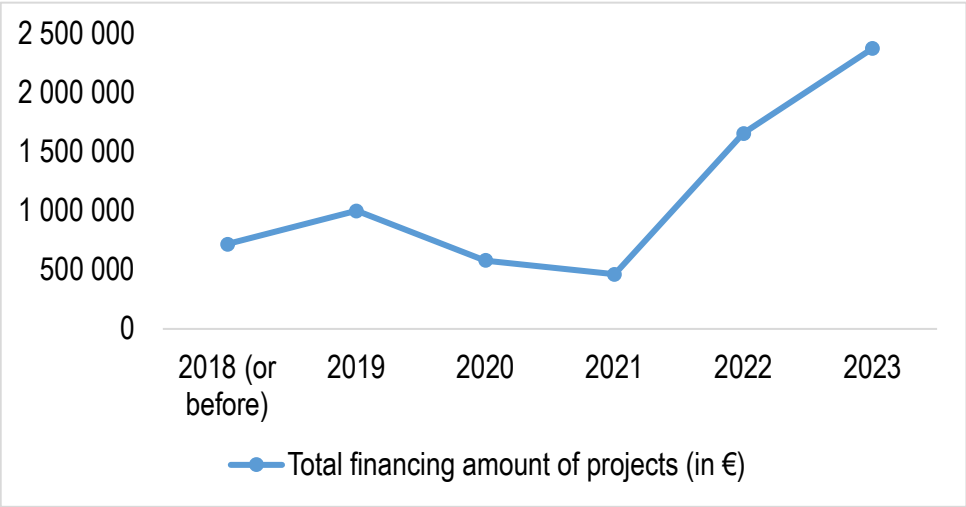
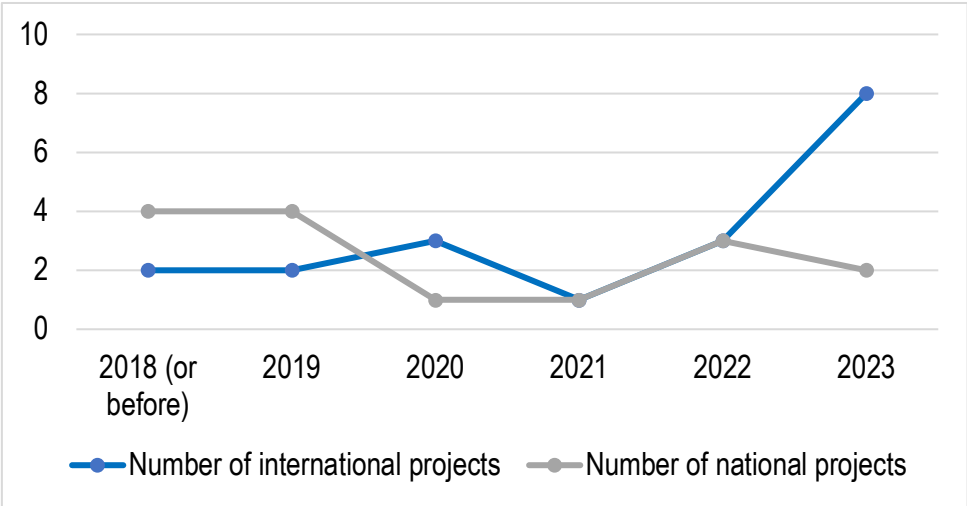


CUIP scientific and training productivity statistics

Summary table of projects financed between 2018-23

	2018 (or before)	2019	2020	2021	2022	2023	Total
Number of international projects	2	2	3	1	3	8	19
Number of national projects	4	4	1	1	3	2	15
Total financing amount of projects (in €)	719.575	1.001.160	578.963	463.791	1.658.072	2.378.479	6.800.040

Note: Projects are only counted in the 1st year of financing, even if they last several years.



Summary table of ongoing funded projects

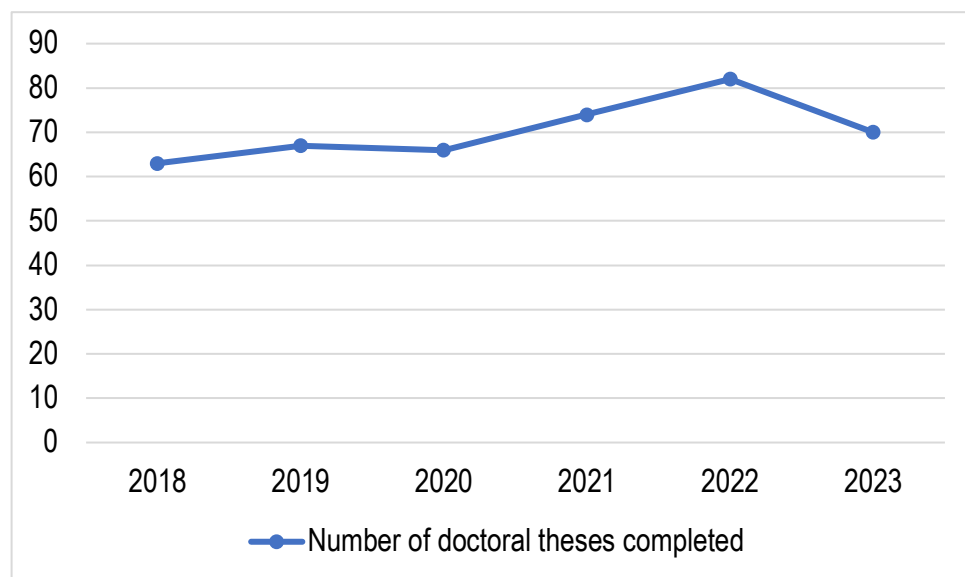
	2024	2025	2026	2027	Total
Number of international projects	4	3	3	2	12
Number of national projects	5	-	1	-	6
Total financing amount of projects (in €)	1.487.092	174.140	938.526	1.776.709	4.376.467

Summary table of master's theses completed between 2018-23

	2018	2019	2020	2021	2022	2023	Total
Number of master's theses completed	60	66	62	70	77	68	403

Summary table of doctoral theses completed between 2018-23

	2018	2019	2020	2021	2022	2023	Total
Number of doctoral theses completed	3	1	4	4	5	2	19
Number of doctoral theses with scholarship	-	-	1	1	-	-	2



Summary table of ongoing doctoral theses

Number of doctoral theses in progress	40
Number of doctoral theses with scholarship	12

Summary table of books published between 2018-23

	2018	2019	2020	2021	2022	2023	Total
Number of books published	12	11	11	12	10	11	67

Summary table of chapters in books and proceedings published between 2018-23

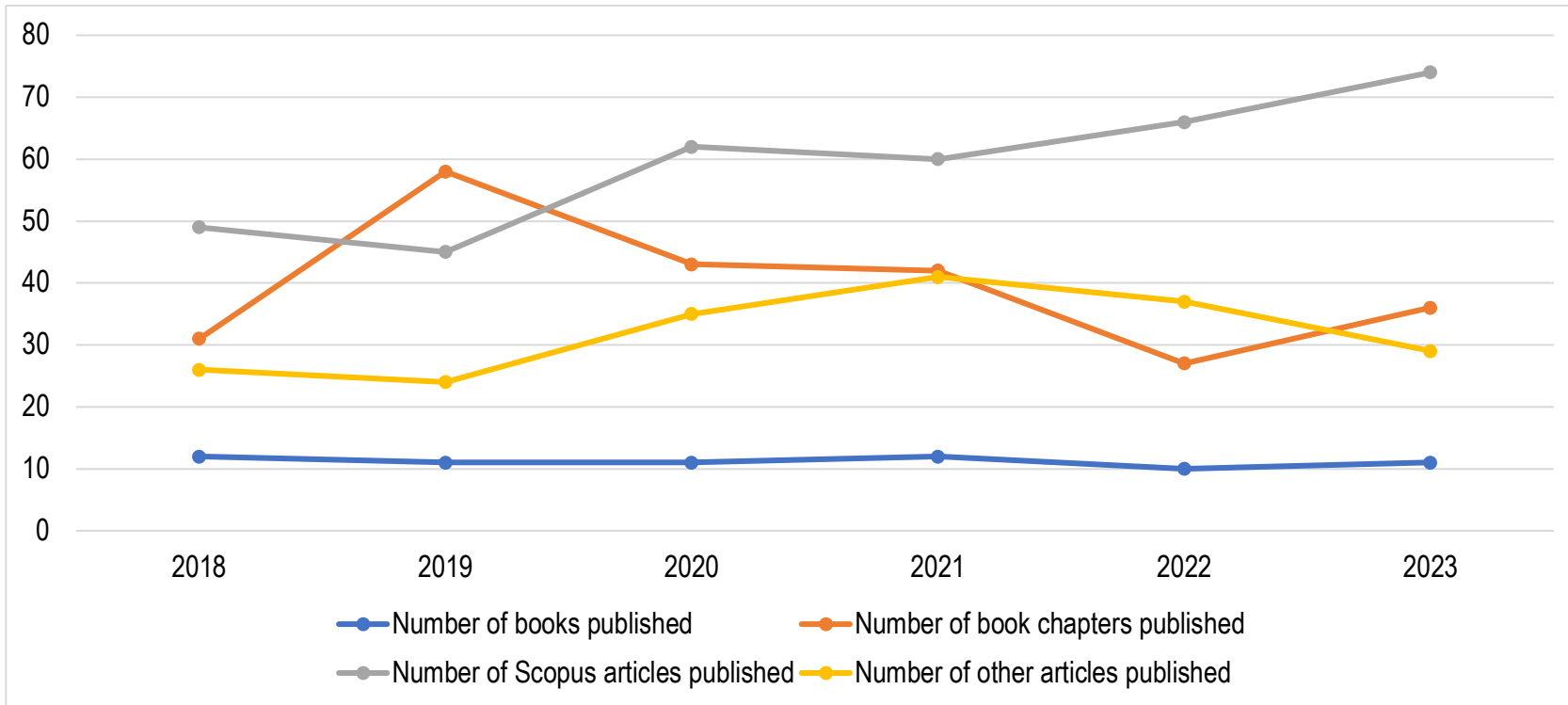
	2018	2019	2020	2021	2022	2023	Total
Number of published chapters in books and proceedings	31	58	43	42	27	36	237

Summary table of Scopus articles published between 2018-23

	2018	2019	2020	2021	2022	2023	Total
Number of Scopus articles published	49	45	62	60	66	74	356

Summary table of other papers published between 2018-23

	2018	2019	2020	2021	2022	2023	Total
Number of other papers published	26	24	35	41	37	29	192



Summary table of Scopus Q1 and Q2 articles published between 2018-23

	2018	2019	2020	2021	2022	2023	Total
Number of Scopus Q1 and Q2 articles	28	27	35	35	45	49	219
% of Scopus Q1 and Q2 articles	57,1	60,0	56,5	58,3	68,2	66,2	61,5

